
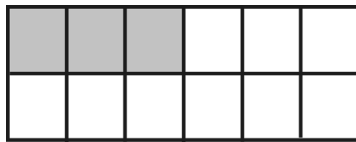

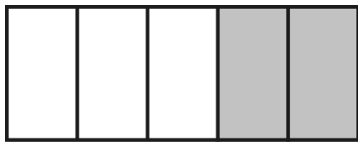


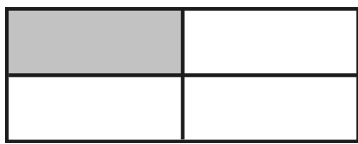


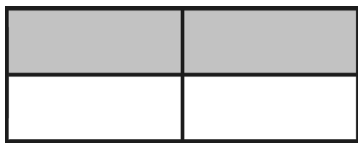

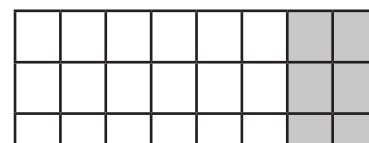


Equivalent Fractions

These fractions are equivalent. The rectangles are the same. The amount shaded is equivalent.

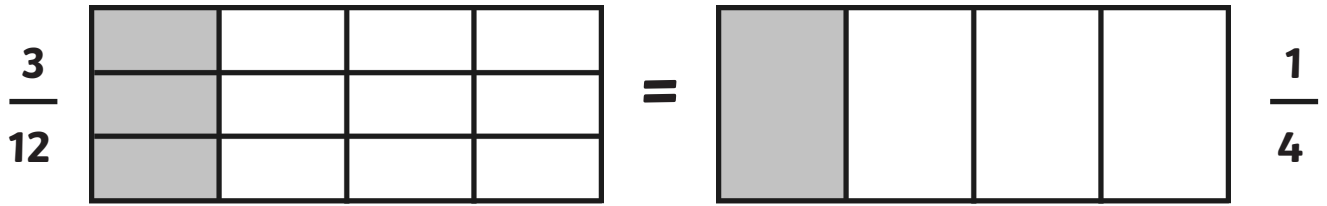


Write the shaded fraction for each rectangle. Cut each section out. Match the rectangles with the equivalent amount shaded and stick each equivalent set together in your book.

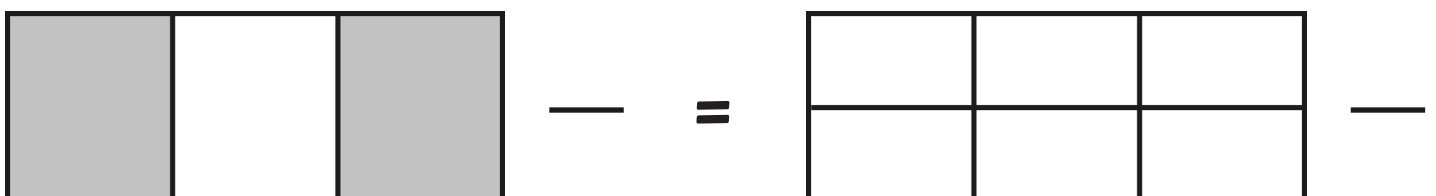
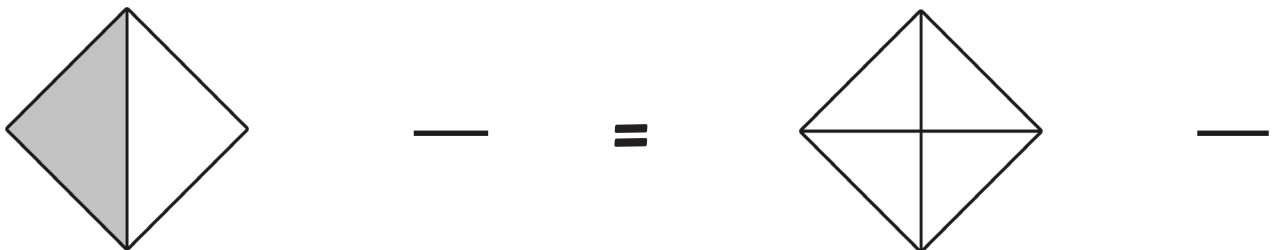
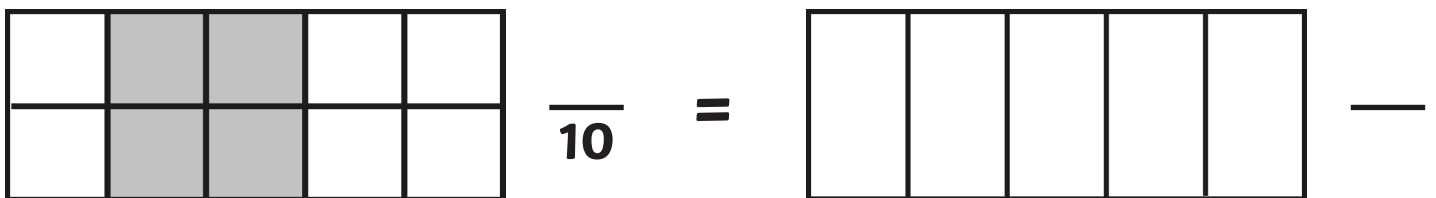
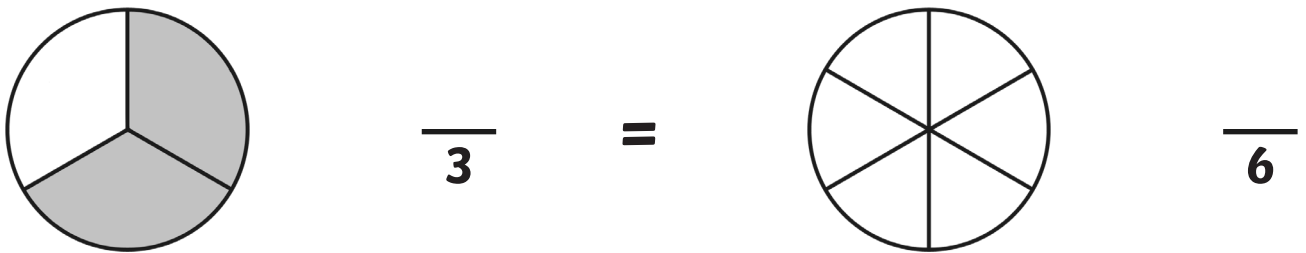
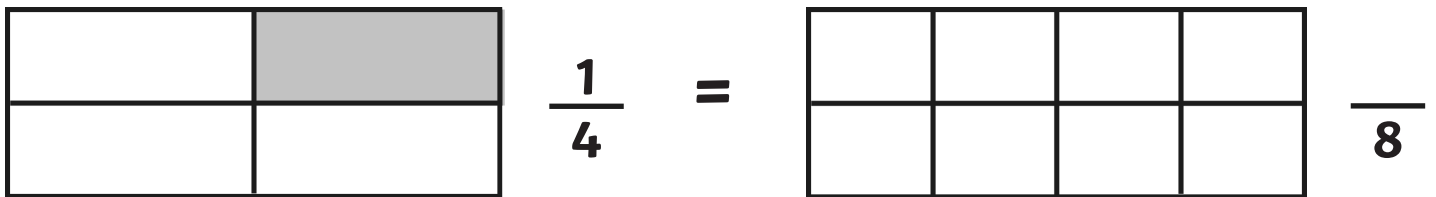

 $\frac{\quad}{6}$

 $\frac{\quad}{12}$

 $\frac{\quad}{6}$

 $\frac{\quad}{5}$

 $\frac{\quad}{10}$

 $\frac{\quad}{8}$

 $\frac{\quad}{4}$

 $\frac{\quad}{18}$

 $\frac{\quad}{3}$

 $\frac{\quad}{4}$

 $\frac{\quad}{9}$

 $\frac{\quad}{24}$

Equivalent Fractions

These fractions are equivalent. The rectangles are the same. The amount shaded is equivalent.

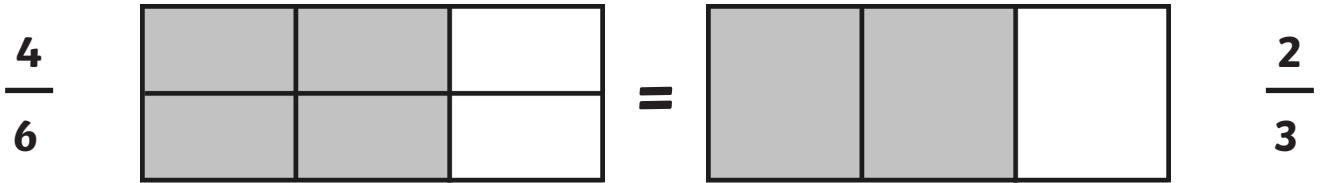


Shade the second shape to be equivalent to the first and write the equivalent fractions.




Equivalent Fractions

These fractions are equivalent. The rectangles are the same. The amount shaded is equivalent.





Write the fraction of each shape that is shaded and draw a line to match each equivalent fraction.




—

—





—

—





—

—



—

—



—

—

