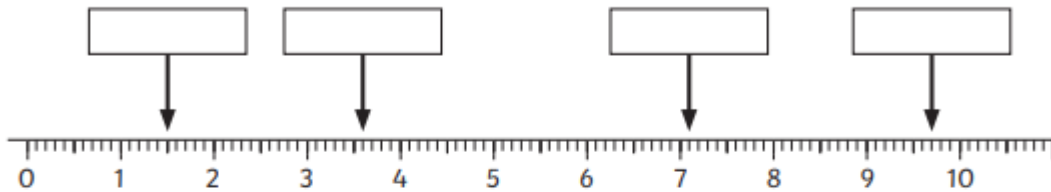


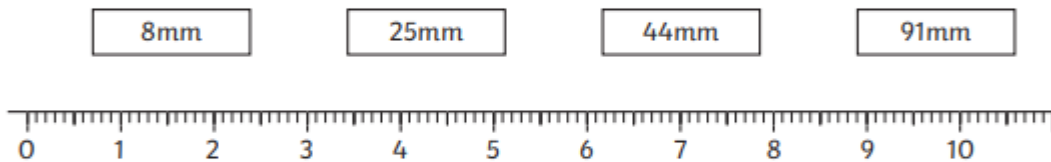
# Centimetres and Millimetres

To measure lengths in centimetres and millimetres using mixed units and simple equivalents.

1) Write the missing measurements in centimetres and millimetres.



2) Draw an arrow to show the position of each measurement in millimetres.

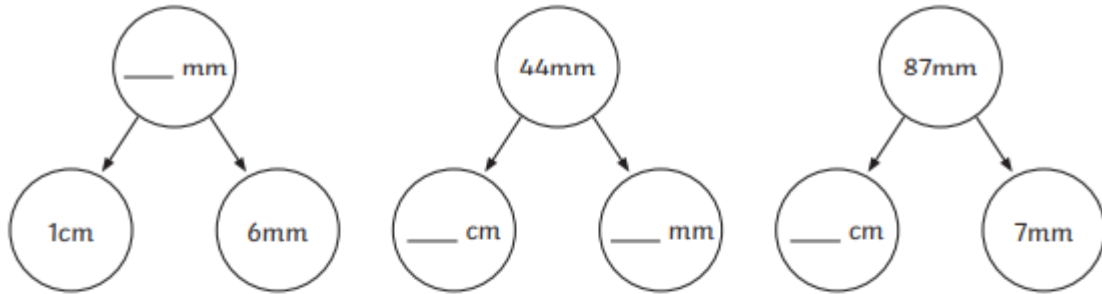


3) Match the equivalent measurements.

<b>m and cm</b>		<b>cm</b>
2cm and 5mm	•	10mm
5cm and 1mm	•	36mm
1cm	•	25mm
3cm and 6mm	•	51mm

## Centimetres and Millimetres

4) Complete the part-whole models.



5)

a) What is the height of the cup? Write it in centimetres and millimetres.

a) The cup was replaced with a taller one. The new cup was 2cm taller.

Show the new height of the cup with an arrow and record it in centimetres and millimetres.

a)

b)

