




# Flip Learning - Phonics



# What to do...

---

Click on each lesson and go through it at least 3 times.

1) Watch it together 1st time

2) Repeat with your child 2nd time round

3) Let your child practice alone.


Repeat if needed .

Time to spend ( 15 minutes) each day



## Phase 2

### Lesson Links

- [https://www.youtube.com/watch?v=Dv06Q\\_ARoMA&list=PLuGr6z2H2KNED1KIUFt6GQkMFV67LFI0T&index=55](https://www.youtube.com/watch?v=Dv06Q_ARoMA&list=PLuGr6z2H2KNED1KIUFt6GQkMFV67LFI0T&index=55) ; Lesson 6
  - <https://www.youtube.com/watch?v=pXhJiUed3nk&list=PLuGr6z2H2KNED1KIUFt6GQkMFV67LFI0T&index=54> ; Lesson 7
- 



## Phase 3

[https://www.youtube.com/watch?v=81IbEoW\\_ELU&list=PLuGr6z2H2KNHY2HITC9jV0a65ED0aD2Ry&index=56](https://www.youtube.com/watch?v=81IbEoW_ELU&list=PLuGr6z2H2KNHY2HITC9jV0a65ED0aD2Ry&index=56) – Lesson 6

<https://www.youtube.com/watch?v=v7lw2AnMDW8&list=PLuGr6z2H2KNHY2HITC9jV0a65ED0aD2Ry&index=55> – Lesson 7






# Phase 4

<https://www.youtube.com/watch?v=4gUXIOEO-tU&list=PLuGr6z2H2KNE3ABRJaKoQWilrXvxCUhg-&index=25> –  
Lesson 6

<https://www.youtube.com/watch?v=4Y8jRWf-ry4&list=PLuGr6z2H2KNE3ABRJaKoQWilrXvxCUhg-&index=24> –  
Lesson 7





# Lesson 5

[https://www.youtube.com/watch?v=Dv06Q\\_ARoMA&list=PLuGr6z2H2KNED1KIUFt6GQkMFV67LFI0T&index=55](https://www.youtube.com/watch?v=Dv06Q_ARoMA&list=PLuGr6z2H2KNED1KIUFt6GQkMFV67LFI0T&index=55) – Lesson 6

<https://www.youtube.com/watch?v=pXhJiUed3nk&list=PLuGr6z2H2KNED1KIUFt6GQkMFV67LFI0T&index=54> – Lesson 7

