

# English/ Literacy Homework - EYFS

Please do not print - draw and write in the **red homework book**.





1. Draw and colour the picture.
2. Now write a sentence about the picture.

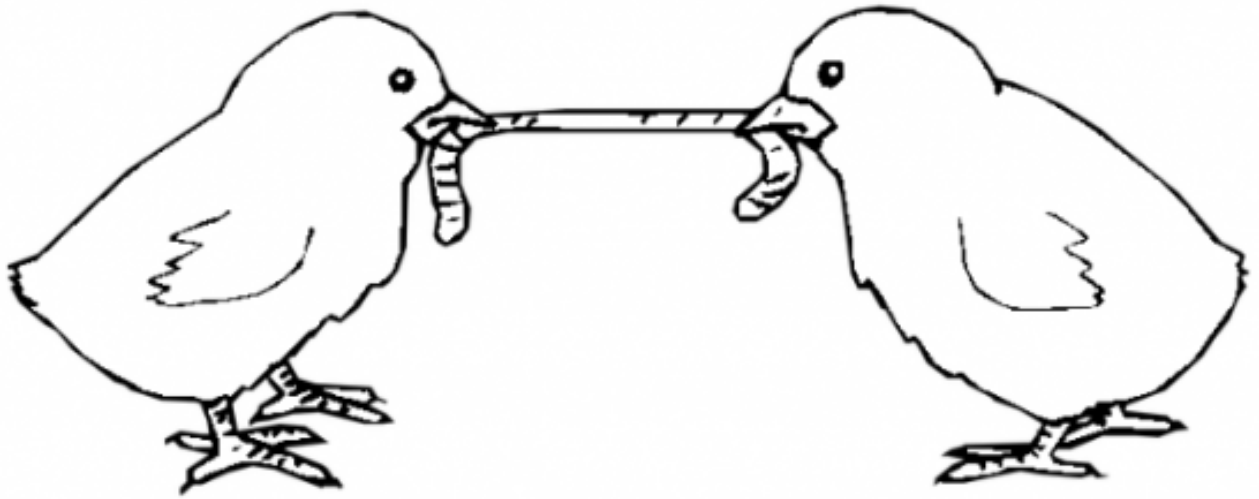


## Tricky Words

looked	is	come	
she	the	my	out
are	go	have	oh
the	had	they	
he	little	and	

## Did you?

- Use capital letters. 
- Use finger spaces. 
- Use correct punctuation marks. 
- Write on line.
- Use correct spelling. 



### Tricky Words

into      is      were      I  
to      the      my      out  
are      go      run  
the      had      they      could  
he      their      what      and  
friend      some      there      said

### Did you?

Use capital letters.



Use finger spaces.



Use correct punctuation marks.



Write on line.

Use correct spelling.

